









Ubee DOCSIS 3.0 Wireless Cable Modem Gateway Model: **DDW365**

DDW365 Device Highlights

-  **High Speed** - The DDW365 delivers increased bandwidth for subscribers' multimedia and high-bandwidth applications (up to 343Mbps downstream, 122Mbps upstream).*
-  **Enhanced Wireless** - The DDW365 provides 8 SSIDs that offer considerable flexibility for the customer's network. MSOs can reserve SSIDs for hotspots, guest access, and other applications.
-  **Security** - The DDW365 delivers the latest security authentication and encryption standards to prevent unauthorized access to the wireless network. These include WPA/WPA2, WPS, and SPI Firewall.
-  **Network Interface** - 4 10/100/1000 Ethernet interfaces provide high speed LAN capability. IPv4 and IPv6 support enables increased address capacity and improved security.
-  **Full Band Capture** - For channel lineup flexibility: No "block" tuner restrictions such as all DOCSIS bonding in certain frequency window.
-  **Diagnostic Capability** - Integrated high performance spectrum analyzer helps reduce troubleshooting costs.







DDW365 Wireless Cable Modem Gateway

* Actual speeds vary based on factors such as network configuration and service tier.

Overview

Ubee introduces the DDW365 Wireless Cable Modem Gateway. The DDW365 blends high-speed LAN capabilities with the convenience of wireless networking in one device. The DDW365 is well-suited to deliver multiple networking capabilities to the contemporary demands of residential and Small Office/Home Office (SOHO) subscribers. The DDW365 reduces operational expenditures (OpEx) by eliminating the need for multiple devices in the home/office or the MSO warehouse. Additional features include:

-  **Speeds and Compatibility** - By supporting Gigabit Ethernet and 802.11n, the DDW365 offers LAN and enhanced wireless speeds to take advantage of higher speed tiers offered by DOCSIS 3.0. The DDW365 is fully backwards compatible with 10/100 Ethernet, 802.11 b/g wireless, and DOCSIS 1.x/2.0 standards.
-  **QOS** - Quality of Service (QOS) features enable traffic prioritization for delay-sensitive multimedia services and applications.
-  **Power Savings** - UAPSD power savings. UAPSD interacts with connected wireless clients, prompting them to doze and save power whenever possible. The DDW365, for example, buffers downlink data until the client awakens.
-  **Miscellaneous** - Energy Star compliant. File sharing, DLNA and network setup.

Let's Make It Easy

Combined with world-class engineering and manufacturing, Ubee's core principle is to make it easy to work with our products. Through the entire life cycle of our devices - from implementing requirements, staging, and deployment, to operational support and the user experience - Ubee makes it easy. Contact a Ubee Product Specialist for more information on the **DDW365 Wireless Cable Modem Gateway**.



let's make it *easy*

www.ubeeinteractive.com

8085 S. Chester Street, Suite 200
Englewood, CO 80112
1.888.390.8233
Sales (email): amsales@ubeeinteractive.com
Support (email): amsupport@ubeeinteractive.com

DDW365 Product Specifications

Interfaces & Standards

- ❑ Cable: F-Connector, female
- ❑ USB: 1 USB 2.0 Host Port
- ❑ LAN: 4 10/100/1000 Mbps RJ-45 Ports
- ❑ DOCSIS 3.0 certified
- ❑ DOCSIS 1.0/1.1/2.0 certified
- ❑ CE/FCC Class B, Energy Star certified, WiFi Alliance certified

Downstream*

- ❑ Frequency Range: 88MHz ~ 1002MHz
- ❑ Modulation: 64 / 256 QAM
- ❑ Channel B/W: 6 MHz
- ❑ Maximum Data Rate per Channel (up to 8 channels): DOCSIS = 30 Mbps (64 QAM), 42 Mbps (256 QAM)
- ❑ Total Max Bandwidth (8 Channels): DOCSIS = 343 (304) Mbps
- ❑ Symbol Rate: 6952 Ksps
- ❑ RF Input Power: -15 to +15dBmV (64 QAM), -15 to +15dBmV (256 QAM)
- ❑ Input Impedance: 75 Ω

Upstream*

- ❑ Frequency Range: 5MHz ~ 42MHz
- ❑ Modulation A-TDMA: QPSK, 8, 16, 32, 64QAM, S-CMDA: QPSK, 8, 16, 32, 128QAM
- ❑ Max B/W of 4 Channels = 122.88 (108) Mbps, B/W Per Channel (up to 4 channels) = [QPSK 0.32 ~ 10.24 Mbps, 8 QAM 0.48 ~ 15.36 Mbps, 16 QAM 0.64 ~ 20.48 Mbps, 32 QAM 0.80 ~ 25.6 Mbps, 64 QAM 0.96 ~ 30.72 Mbps, 128 QAM/TCM 30.72 Mbps]
- ❑ Symbol Rate: 160, 320, 640, 1280, 2560, 5120 Ksps
- ❑ RF Output Power: TDMA/ATDMA: +8dBmV to +54dBmV (32/64 QAM). ATDMA Only: +8dBmV to +55dBmV (8/16 QAM), +8dBmV to +58dBmV (QPSK). S-CDMA: +8dBmV to +53dBmV (all modulations)

Enhanced Wireless, Network, & Security

- ❑ Supports 8 SSIDs, 802.11b/g/n compliant with link speeds up to 450 Mbps, 3 Tx and 3 Rx antennas with single band (2.4 GHz) radio
- ❑ DHCP client/server & static IP network assignment, RIPv1/ v2, Ethernet 10/100/1000 BaseT, full-duplex auto-negotiate functionality, IPv4 and IPv6 support
- ❑ NAT firewall, MAC/IP/port filtering, parental control, stateful packet inspection (SPI), DoS attack protection, WPS/ WPA/ WPA2/ WPA-PSK & 64/128-bit WEP encryption
- ❑ VPN pass-through and VPN end-point support (IPSec/ L2TP/PPTP), TACACS or RADIUS authentication

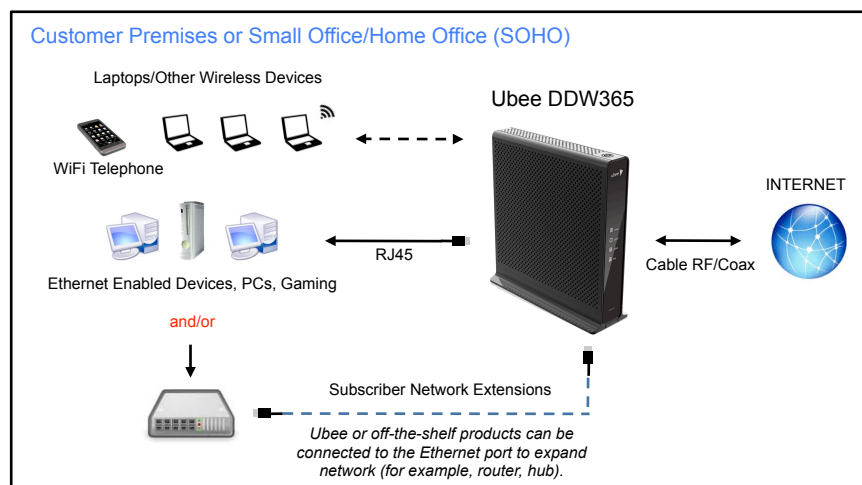
Device Management

- ❑ Supports IEEE 802.11e WiFi Multimedia (WMM) and UAPSD (power savings)
- ❑ DOCSIS, Web-based, and XML configuration
- ❑ Telnet/SSH remote management
- ❑ Firmware upgrades via TFTP
- ❑ Configuration backup and restore
- ❑ SNMP support
- ❑ TR-069 capable

Physical and Environmental

- ❑ Dimensions: 172 (W) x 254 (D) x 42 (H) mm
- ❑ Weight: 500 g
- ❑ Power: 100-120 Vac, 50-60Hz, 0.9A Max
- ❑ Operating Temperature: 0°C ~ 40°C
- ❑ Humidity: 5 ~ 90% (non-condensing)

* Actual speeds vary based on factors such as network configuration and service tier.



www.ubeeinteractive.com

8085 S. Chester Street, Suite 200

Englewood, CO 80112

1.888.390.8233

Sales (email): amsales@ubeeinteractive.com

Support (email): amsupport@ubeeinteractive.com